


Compact, two-way passive cabinet. Consists of a 10" (2.5" voice coil) LF transducer and a 1" HF driver mounted on a 90° x 60° rotatable horn.



Key features

- Compact two-way passive cabinet
- 90° x 60° rotatable horn
- Screwless grille with protective acoustic textile
- Integrated ergonomic handle
- Hidden speakon connection
- Polyurea coating

Applications

- Club & bar installations
- KTV & Karaoke Rooms
- Houses of worship
- Public address
- Sound reinforcement
- Multi media spaces

General description & specifications

The KR-10 is a compact, two-way passive cabinet. Consists of a 10" (2.5" voice coil) LF transducer and a 1" HF driver mounted on a 90° x 60° rotatable horn offering a wide range of applications for fixed installations.

It has been specially designed as a club system for entertainment, such as KTV and karaoke rooms, with high vocal coherence and a stable sound pressure level.

The 10" driver offers high power handling and high sensitivity with low harmonic distortion and linear response. The cone is waterproof and has been treated on both sides.

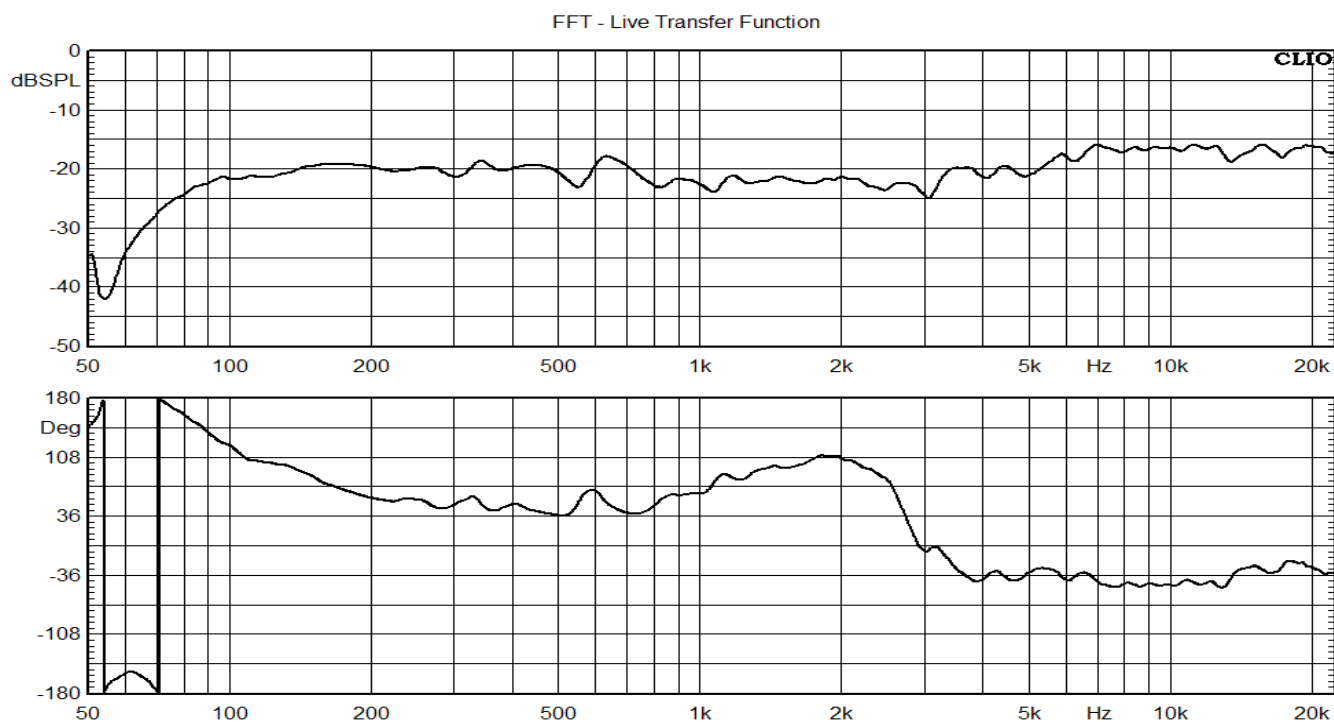
Constructed from MDF and coated in high resistant polyurea paint. The enclosure also offers a screw free grille together with a number of dedicated accessories. Although the KR-12 can be used without a processor, we recommend that the cabinet presets are applied for maximum optimization and performance.

Technical Data

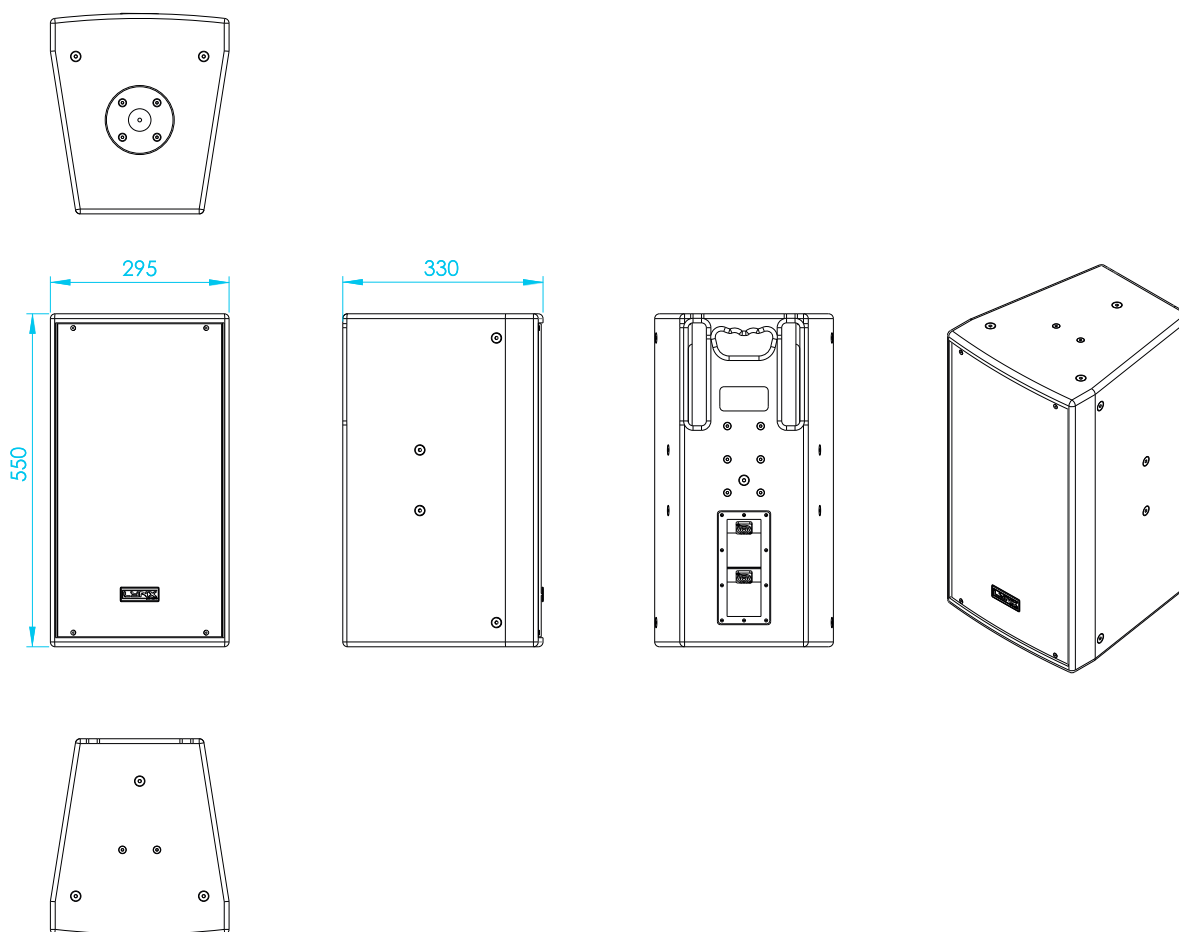
Components	
• LF	10" speaker, 2.5" (50 mm) fiber glass former and aluminium winding voice coil, waterproof cone with treatment on both sides
• HF	1" exit throat (38 mm) voice coil, BMS annular diaphragm driver
Frequency range	65 Hz – 22 KHz (-10dB)
Sensitivity	96 dB
Max SPL / Peak SPL*	122 dB / 128 dB peak
Rated power	300 W AES (600 W program, 1200 W peak)
Dispersion	90° x 60° rotatable
Nominal impedance	8 Ω
Connectors	2 x Neutrik Speakon NL4MP Pin connections: +1 / -1 input -1 / -1 link
Finish	Polyurea coating
Material	15 mm Premium MDF
Dimensions	550 x 295 x 330 mm (H x W x D)
Weight	16 Kg (35.2 lbs)
Fittings	14 x M8, ergonomic handle on the back position, 4 x M6 U-bracket, 6 x M6 wall bracket, 35 mm top hat
Accessories	U bracket horizontal & vertical, M8 eyebolts, wall bracket

* Calculated maximum SPL based on rated peak power and measured sensitivity.




Frequency response



Dimensional Drawing



Accessories

	AGR-8	M8 Eyebolt
	WB-20/3	Wall bracket for KR-10
	UBR-KR10	U bracket for KR-10